



中國華文教育基金會

CHINESE LANGUAGE AND CULTURE EDUCATION FOUNDATION OF CHINA

教学软件的综合应用

(三) 提高效率的备课工具

徐远

× × × × × ×





课程提要

- 第一讲：互动与测试相关应用
- 第二讲：多模态教学展示方式
- 第三讲：提高效率的备课工具



ACTFL Core Practices For World Language

设置目标



确定评估



编写计划



Backward Design
of a Thematic Unit



中國華文教育基金會

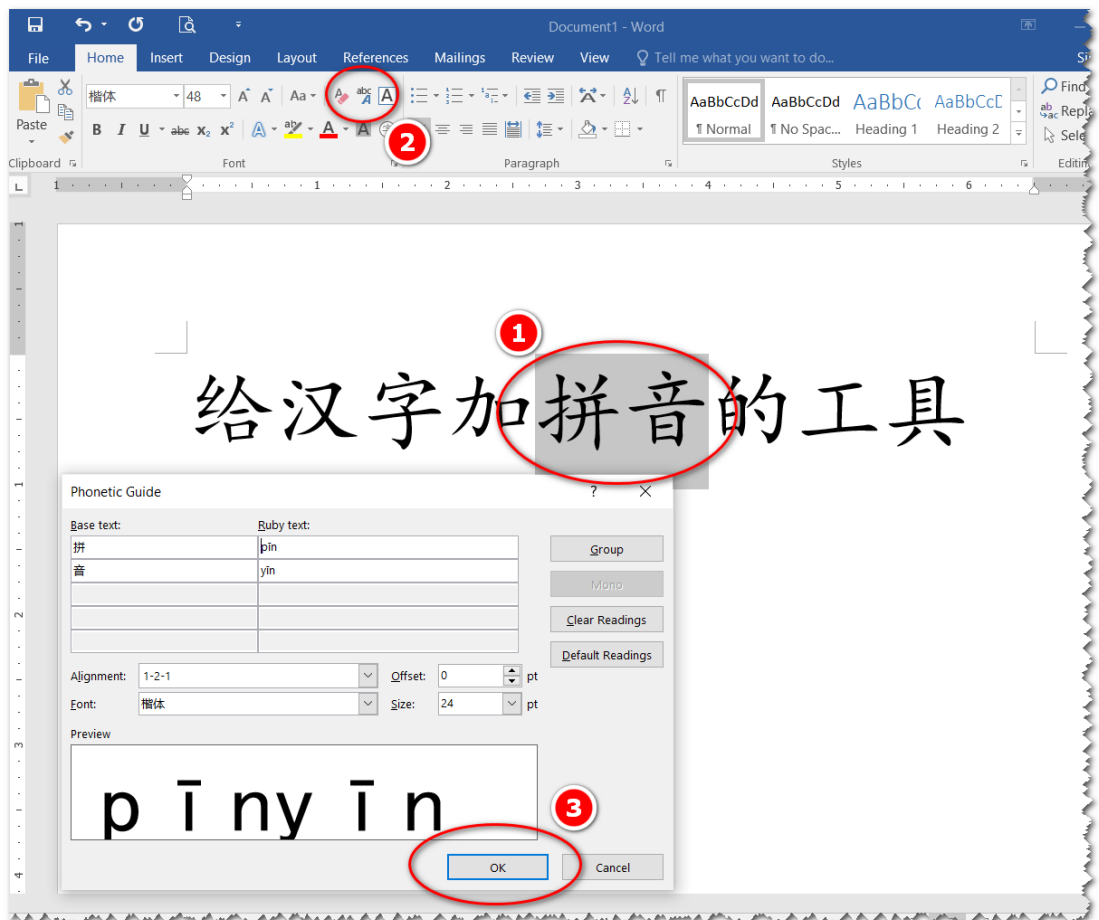
CHINESE LANGUAGE AND CULTURE EDUCATION FOUNDATION OF CHINA

汉字拼音转换工具



汉字拼音转换工具

1. MS Word





汉字拼音转换工具

2. 实用汉字转拼音

<https://www.teacherspayteachers.com/Product/-7378729>





汉字拼音转换工具

3. 带拼音的字体

fāng zhèng kǎi tǐ pīn yīn zì kù

方正楷体拼音字库01

方正彩云简体

方正楷体拼音字库01

方正楷体拼音字库02

方正楷体拼音字库03

方正楷体拼音字库04

方正楷体拼音字库05

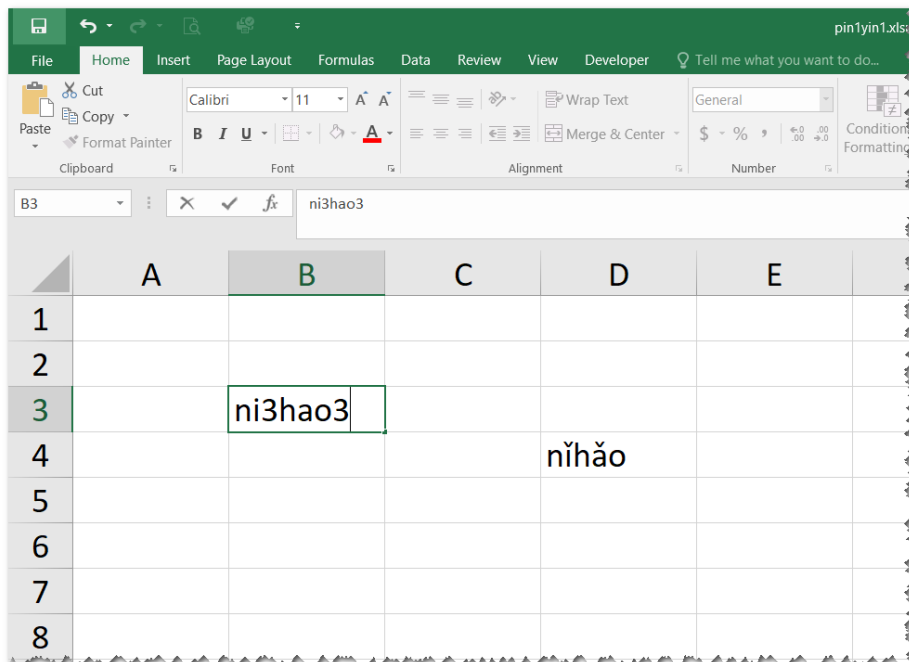
方正楷体拼音字库06



汉字拼音转换工具

4. 自制拼音工具

<https://www.teacherspayteachers.com/Product/pin1yin1-pnyn-tool-5710325>





中國華文教育基金會

CHINESE LANGUAGE AND CULTURE EDUCATION FOUNDATION OF CHINA

二

汉字纸笔练习生成工具



笔顺练习纸生成工具

1. <http://chineseworksheetgenerator.org/>

✓ 拼音，笔顺，翻译

✗ 描红，每页五个字



笔顺练习纸生成工具

1. <http://chineseworksheetgenerator.org/>

The screenshot shows the website interface for generating Chinese handwriting practice sheets. The input form on the left includes fields for 'Characters' (with '我(喜欢)(蓝色)' entered), 'Title' (with '写字纸'), 'Guide' (with '+ Cross'), and 'Stroke Order's Color' (with 'Black'). A 'Generate' button is at the bottom. Below the form is a table with columns for 'Character', 'Pinyin', and 'Definition'. The generated worksheet on the right is titled '写字纸' and contains sections for the characters '我', '喜', and '欢'. Each character section includes its pinyin, English definition, and a row of practice boxes. The character '我' is defined as 'wǒ I, me, my, our, us'. The character '喜' is defined as 'xǐ to love, to enjoy, to be happy, joyful, glad'. The character '欢' is defined as 'huān happy, glad, joyful'. The character '戈' (gē) is also present in the '我' section.

Character	Pinyin	Definition
我	wǒ	I, me, my, our, us
喜	xǐ	to love, to enjoy, to be happy, joyful, glad
欢	huān	happy, glad, joyful



笔顺练习纸生成工具

2. <https://www.an2.net/zi/>

✓ 笔顺, 描红, 拼音

✗ 翻译



笔顺练习纸生成工具

2. <https://www.an2.net/zi/>

请输入想要生成的汉字: (人教版小学语文生字汇总表)

我喜欢蓝色

汉字类型: 多字 多字+1空行 笔顺 笔顺+1行 笔顺+1空行 笔顺+1行+1空行

句 文章 文章+1空行

田格类型: 田字格 米字格 米字回宫格 回宫格 方格 无格

田格颜色: 绿色 黑色 红色

文字颜色: 绿色 黑色 红色

描红背景: 非常深 深 较深 略浅 适中 非常浅 白色 (不可见)

填充尾页: 是 否

笔顺剩余填充: 是 否

自定义页头: 田字格字帖生成器 网址: www.an2.net





笔顺练习纸生成工具

2. <https://www.an2.net/zi/>

请输入想要生成的汉字

我喜欢蓝色

汉字类型: 多字
 文章

田格类型: 田字

田格颜色: 绿

文字颜色: 绿

描红背景: 有

填充尾页: 有

笔顺剩余填充: 有

自定义页头:

田字格字帖生成器 网址: www.an2.net

我 一 二 十 手 我 我 我

喜 一 十 七 吉 吉 吉 喜 喜 喜

喜

欢 丿 又 又 又 欢 欢

蓝 一 十 十 十 十 十 十 十 十

蓝 蓝

色 丿 夕 夕 夕 夕 夕

Print 1 sheet of paper

More settings ^

Paper size Letter (8 1/2 x 11')

Pages per sheet 1

Margins Default

Quality 600 dpi

Scale Custom


100

Two-sided Print on both sides

Options Headers and footers
 Background graphics

Print using system dialog... (Ctrl+Shift+P)

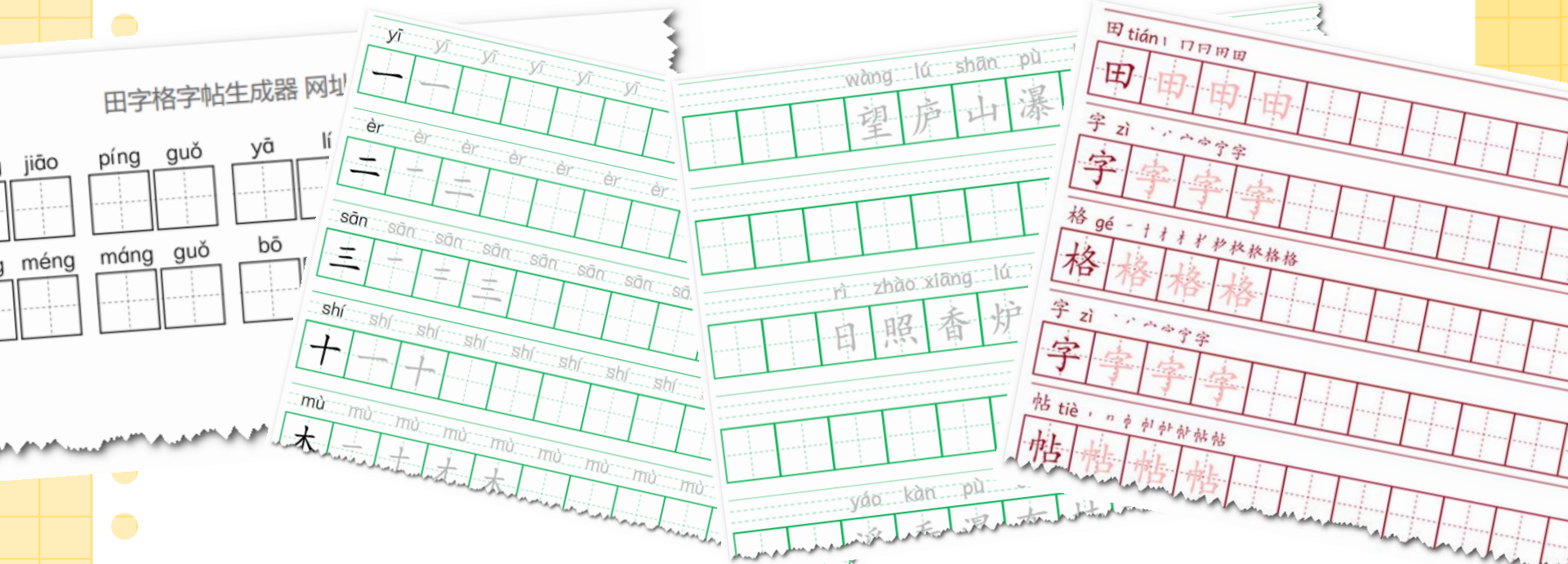
Print Cancel





笔顺练习纸生成工具

2. <https://www.an2.net/zi/>





笔顺练习纸生成工具

3. <http://gongpai.sinaapp.com/MemberLogin.php>

Examples of Chinese character practice worksheets:

- Worksheet 1 (1/1):**
 - 1. 你好 (hello) - Includes a rabbit illustration and a grid for writing.
 - 2. 您 (nǐ) - Includes a grid for writing.
- Worksheet 2 (小标题 1/2):**
 - Character 中 (zhōng): centre; middle; China. Includes a grid with stroke order and a grid for writing.
 - Character 国 (guó): country; nation; state. Includes a grid with stroke order and a grid for writing.
- Worksheet 3 (请给它们组词):**
 - 1. 你好 (hello) - Includes a mouse illustration and a grid for writing.
 - 2. 三 (sān) - Includes a tiger illustration and a grid for writing.
 - 4. 四 (sì) - Includes a rabbit illustration and a grid for writing.
- Worksheet 4 (物似汉语 1/1):**
 - Find the character: 字 (zì). Includes a grid for writing.
 - Build the character: 子 (zǐ). Includes a grid for writing.
- Worksheet 5 (Decorative):**
 - Character 衣服 (yī fú): clothing. Includes an illustration of a jacket.
 - Character 小 (xiǎo): little. Includes a cat illustration and a grid for writing.
 - Character 猫 (māo): cat. Includes a cat illustration and a grid for writing.



中國華文教育基金會

CHINESE LANGUAGE AND CULTURE EDUCATION FOUNDATION OF CHINA

三

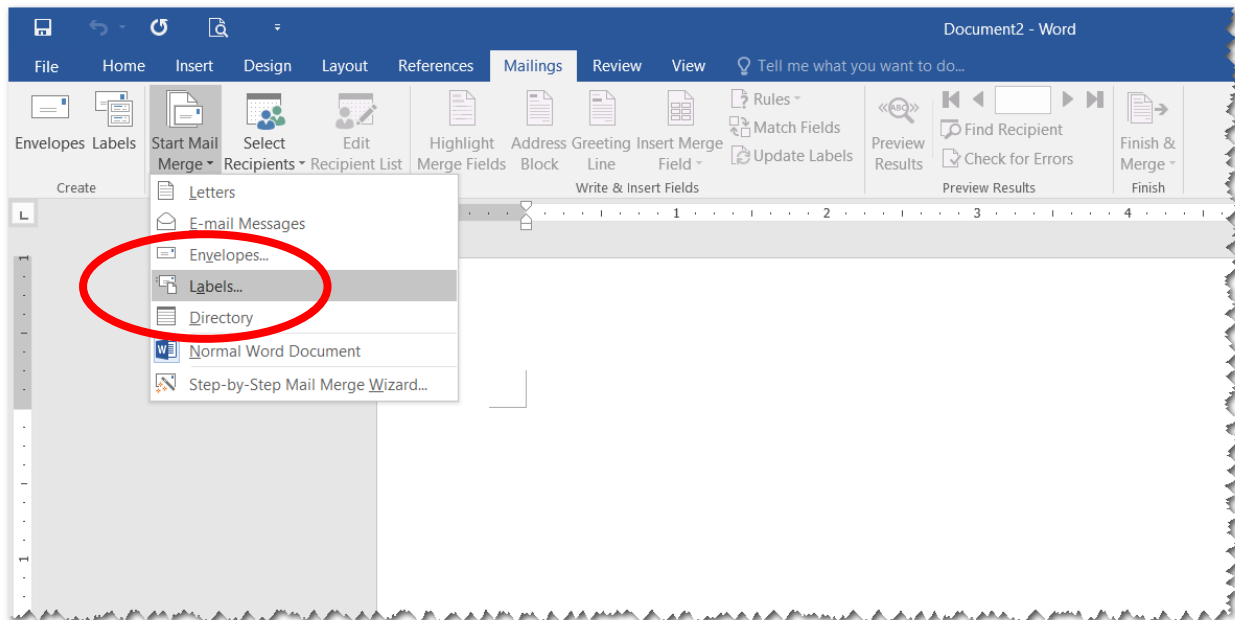
高效的词卡制作方法



高效的词卡制作方法

1. MS Word 邮件合并功能

<https://mp.weixin.qq.com/s/cyWoiGLaE8flhssDzflG9g>





高效的词卡制作方法

2. 自制Excel 模板

<https://www.teacherspayteachers.com/Product/double-side-flash-cards-maker-2x2-v12-6843672>

The screenshot shows an Excel spreadsheet with the following table:

	Front	Back
1	苹果	píng guǒ
2	樱桃	yīng táo
3	西瓜	xī guā
4	菠萝	bō luó
5	葡萄	pú tao
6	荔枝	lì zhī
7	桃子	táo zi
8	芒果	máng guǒ

The screenshot shows a printed double-sided flashcard template. The template is divided into four pages (Page 1, Page 2, Page 3, Page 4) and two columns. The content is as follows:

Page 1	Page 2
苹果 樱桃	yīng táo píng guǒ
西瓜 菠萝	bō luó xī guā
葡萄 荔枝	lì zhī pú tao
桃子 芒果	máng guǒ táo zi

The print settings panel on the right shows the following options:

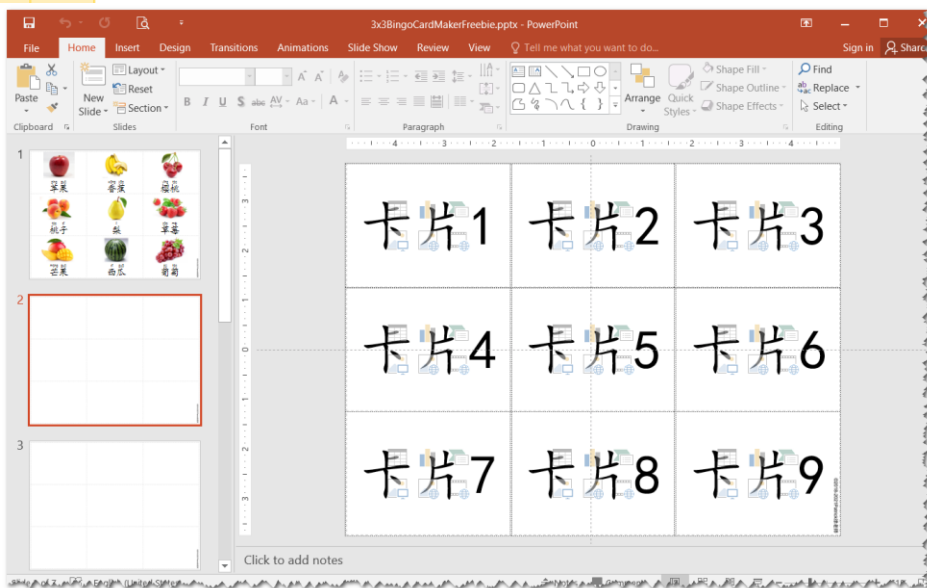
- Print
- Printer: HP LaserJet Professional P16... Offline
- Settings:
 - Print Active Sheets: Only print the active sheets
 - Pages: 1 to 11
 - Print on Both Sides: Flip pages on long edge** (highlighted with a red circle)
 - Collated: 1,2,3 1,2,3 1,2,3
 - Portrait Orientation
 - Letter: 21.59 cm x 27.94 cm
 - Last Custom Margins Setting



高效的词卡制作方法

3. 自制 Powerpoint 模板

<https://www.teacherspayteachers.com/Product/3x3Bingo-Card-Maker-Freebie-7326294>





中國華文教育基金會

CHINESE LANGUAGE AND CULTURE EDUCATION FOUNDATION OF CHINA

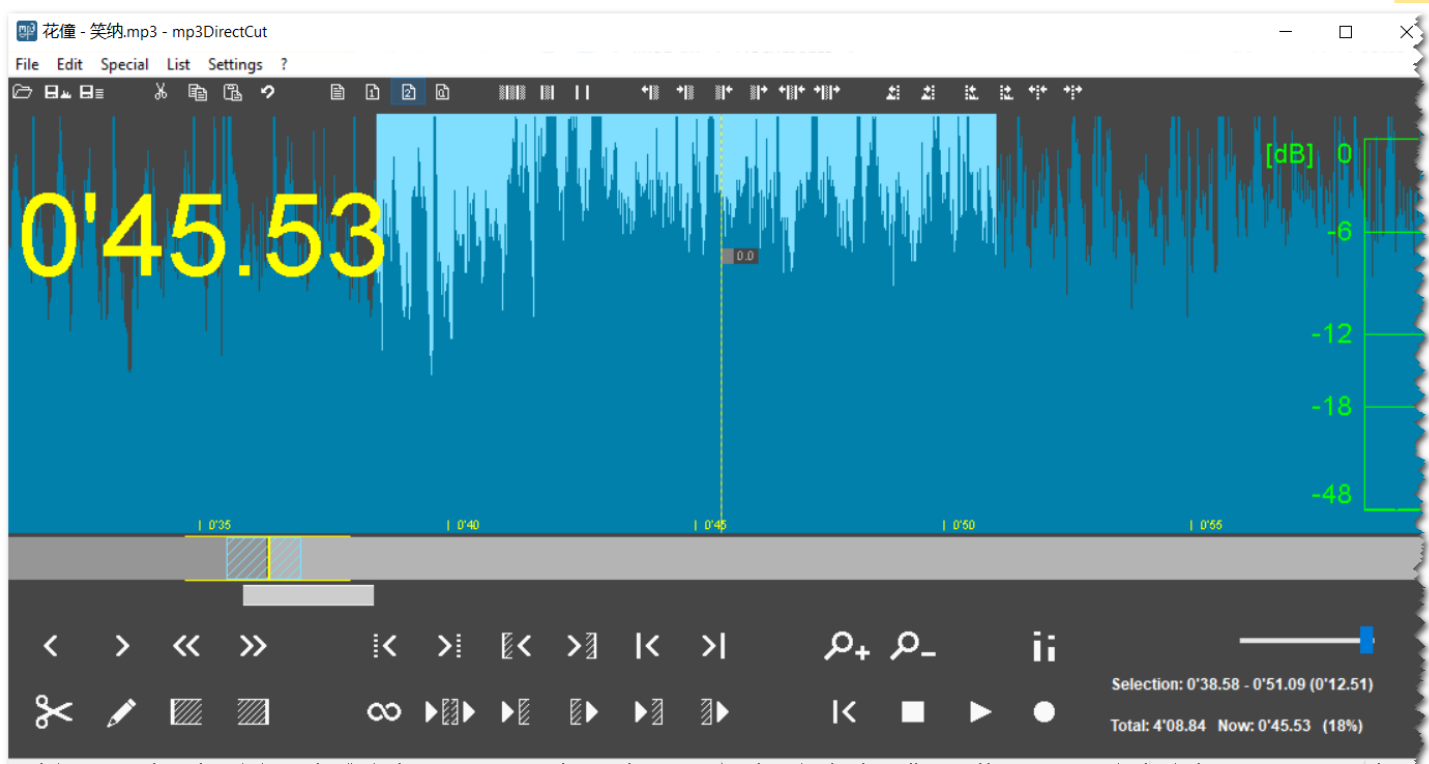
四 音频、视频工具



音频剪辑工具

MP3DirectCut

<https://mpesch3.de/>





视频剪辑工具

剪映 <https://lv.ulikecam.com/>





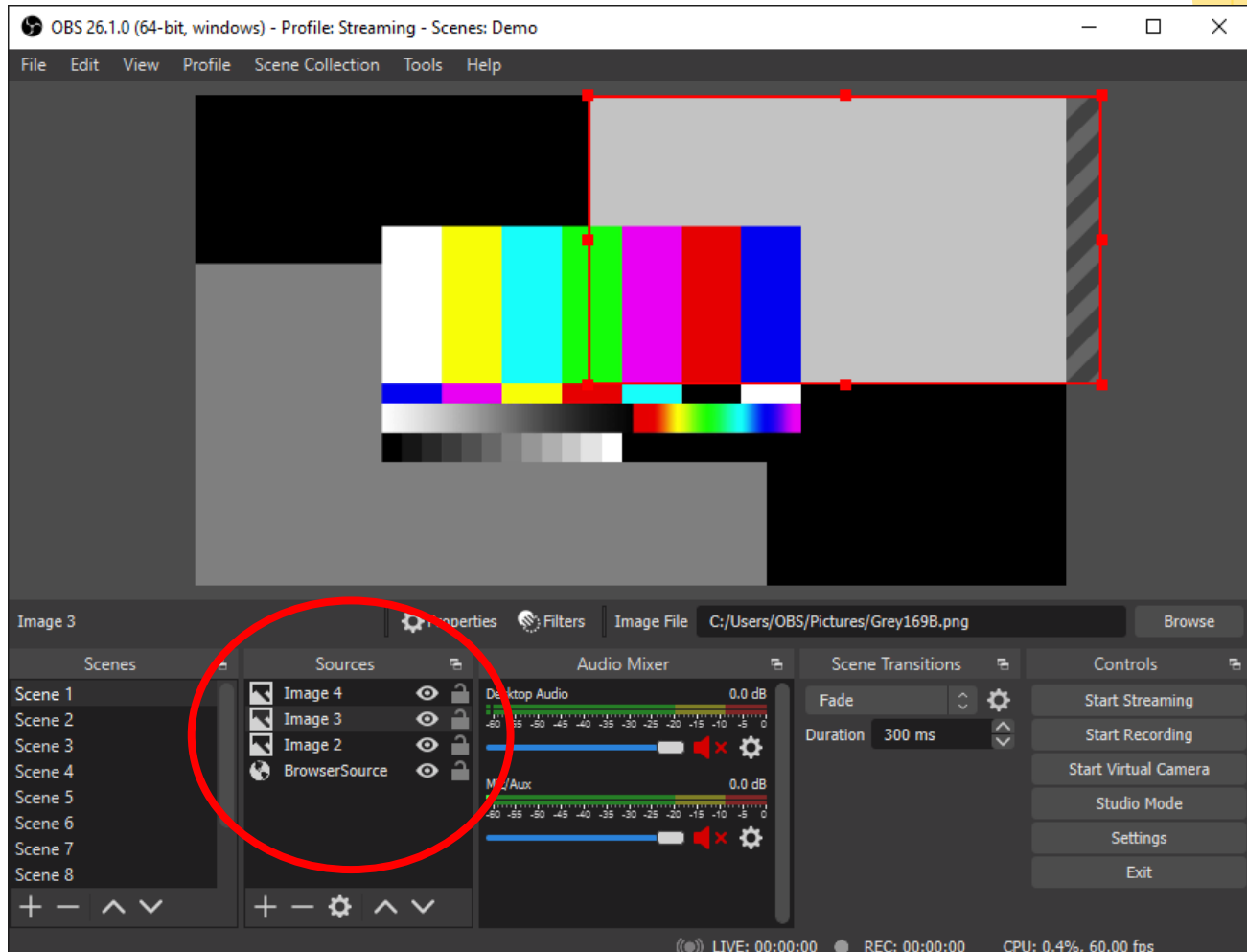
中國華文教育基金會

CHINESE LANGUAGE AND CULTURE EDUCATION FOUNDATION OF CHINA

录屏工具

OBS Studio

<https://obsproject.com/>





中國華文教育基金會

CHINESE LANGUAGE AND CULTURE EDUCATION FOUNDATION OF CHINA



Patrick 徐老师

You can find me at:



yuan.xu@acpsmd.org

微信公众号: Patrick徐老师

谢谢您!